

# SANSKAR PUBLIC SCHOOL, RAIGARH

Identity Through Education

KABIR CHOWK, ODISHA ROAD, RAIGARH (C.G.)



**SUMMER ASSIGNMENT**  
**2024-25**  
**CLASS - LKG**

***Summer is the perfect time to  
reset and recharge your self***

**NAME -** \_\_\_\_\_

## General Instructions

### Dear Parents & Students,

- ✚ **Summer Vacation** will start from 01.05.2024 to 17.06.2024.
- ✚ Students will take good care of their health by eating nutritious and healthy food and exercise daily.
- ✚ Be hydrated and eat juicy fruits such as melon, water melon, cucumber etc.
- ✚ Parents will take the print of the worksheet and help their child to complete the assignment.
- ✚ Parents will follow the instruction given on worksheet and guide their ward to make it complete.
- ✚ To enhance reading skill students read all the subjects daily.
- ✚ Parents are requested to guide the students to learn new words in English . It improves their vocabulary, literacy skill & build their confidence.
- ✚ The school will reopen on 18.06.2024, Tuesday.
- ✚ Students will submit the assignment in stick file to the class teacher on 19.06.2024 (Wednesday).
- ✚ School Reopening dates are tentative to change as per government directives.



**Happy Summer Vacation**

# SANSKAR PUBLIC SCHOOL, RAIGARH (C.G.)

## SUMMER VACATION HOME WORK

### CLASS LKG

S.NO.	SKILLS	HOME WORK	LEARNING OUT COMES
1	READING	<ul style="list-style-type: none"><li>➤ <b>English-</b> Read Aa to Zz Alphabet</li><li>➤ <b>Hindi-</b> स्वरमाला अ से अः तक पढ़िए।</li><li>➤ <b>Maths-</b> Forward counting 1 to 30,</li><li>➤ <b>EVS-</b> Read Body parts name, Fruits name &amp; Vegetables name.</li></ul>	<ul style="list-style-type: none"><li>* You will be able to read and identify the letters.</li><li>* Your will be able to learn the phonics of letters &amp; new words.</li></ul>
2	WRITING	<ul style="list-style-type: none"><li>➤ Take the print out and complete the worksheet according to the instruction given on it.</li><li>➤ In Revision copy(3 in 1) write-<ul style="list-style-type: none"><li>• A to H letters three times.</li><li>• 1-30 forward counting three times.</li><li>• अ से अः तक तीन बार लिखिए।</li></ul></li></ul>	<ul style="list-style-type: none"><li>* You will be able to write and identify the letters.</li><li>* Your will be able to recognise the letters &amp; new words.</li></ul>
3	LEARNING	<ul style="list-style-type: none"><li>➤ Poem- Chicken-Chicken, One-One-One</li><li>➤ कविता- गर्मी के दिन</li><li>➤ मंत्र उच्चारण- गायत्री मंत्र याद करिए</li><li>➤ प्रार्थना- सुबह सवेरे याद करिए</li><li>➤ Memorise- My self (5 lines), Family members name, Body parts name</li></ul>	<ul style="list-style-type: none"><li>* You will be able to memorize the things.</li><li>* Your speaking skill will be improved.</li></ul>
4	DRAWING & COLOURING	<ul style="list-style-type: none"><li>➤ Colour &amp; decorate the given picture.</li></ul>	<ul style="list-style-type: none"><li>* You will be able to improve your creativity.</li><li>* You will be able to identify the colours.</li></ul>
5	LIFE SKILL	<ul style="list-style-type: none"><li>➤ Memorise your Father &amp; Mother mobile number.</li><li>➤ Memorise Emergency calling number.</li><li>➤ Plant a sapling in a pot with the help of your parents and water it daily. Take a picture of yours with your sapling and paste it in the sheet mentioned.</li></ul>	<ul style="list-style-type: none"><li>* You will be able to improve your memory.</li><li>* You will be able to develop love &amp; care for nature.</li></ul>

**Note : - Parents will not take the print out of this page.**

## Thought of the Day

### Note:

1. Students will memorise 4-5 thoughts for “Thought of the Day” activity that will be conducted in morning assembly
2. Student can memorise any other thought of their choice.
3. Parents will not take the print out of this page.

Always learn new things.

Time is precious don't waste it.

A winner never stop trying.

Think before you speak.

Honesty is the best policy.

Always believe in yourself.


Everything is possible nothing is impossible.

Education is a key to success.

*Plant a sapling and paste the picture.*

# All About Me

My Name is \_\_\_\_\_



My Hair is



My Eyes Are



My Favorite Colour is



(Note: With the help of your parents Fill the colours in the pencil according to your personal detail.)

## My Hand Print



Imprint Your Colour hand impression in the box



# Complete the Alphabet



A ..... C

..... E F ..... H I

J ..... M N .....

..... Q R S ..... U

V W ..... Y Z



# ★ SUMMER ★

*Circle the matching letter.*



E

A E A D F E  
 D F F A G H  
 E J U U U E



F

C F Z D F E  
 D D K E G H  
 F K B U F B



G

A D A D C G  
 D C G A G H  
 D J C U C A



H

A B A D H A  
 D H B N U N  
 B J H B H D



# ★ SUMMER ★

● Match the alphabet with the picture that starts with that alphabet.

N



M



H



I



J



K




L





स्वर माला को जोड़कर चित्र को पूरा कीजिए तथा रंग भरिए -



अः

अं •

औ •

ऐ •

ए •

ऋ •

ॠ •

अ •

अः

• ओ

• आ

• इ

अः



स्वरमाला को क्रम में लिखिए -

उ

आ

ऋ

ऐ

ऊ

अः

अ

ई

औ

अं

इ

ए

ओ



सही स्वर पर गोला लगाएं



आ अ ऊ इ



ऊ इ ई अ



अ उ ऊ इ






आ ई ऊ इ



आ अ ऊ इ



आ अ इ ऊ





*Write the missing numbers*

A frog is sitting on a lily pad in a pond. A path of yellow circles with arrows connects the numbers 1, 4, 7, 10, 12, 14, 17, and 20. There are empty circles at the following positions:

- Between 1 and 4
- Between 4 and 7
- Between 7 and 10
- Between 10 and 12
- Between 12 and 14
- Between 14 and 17
- Between 17 and 20
- Between the two empty circles between 17 and 20



## *Write after & before number*

● Write the before number.

● Write the after number.

\_\_\_ 4

6 \_\_\_

\_\_\_ 6

8 \_\_\_

\_\_\_ 8

5 \_\_\_

\_\_\_ 3

3 \_\_\_

\_\_\_ 9

9 \_\_\_

\_\_\_ 5


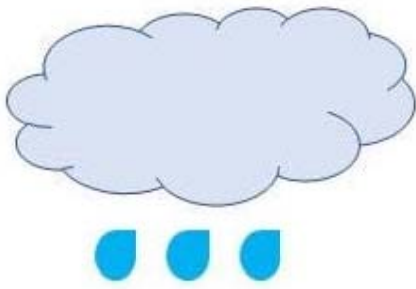

1 \_\_\_

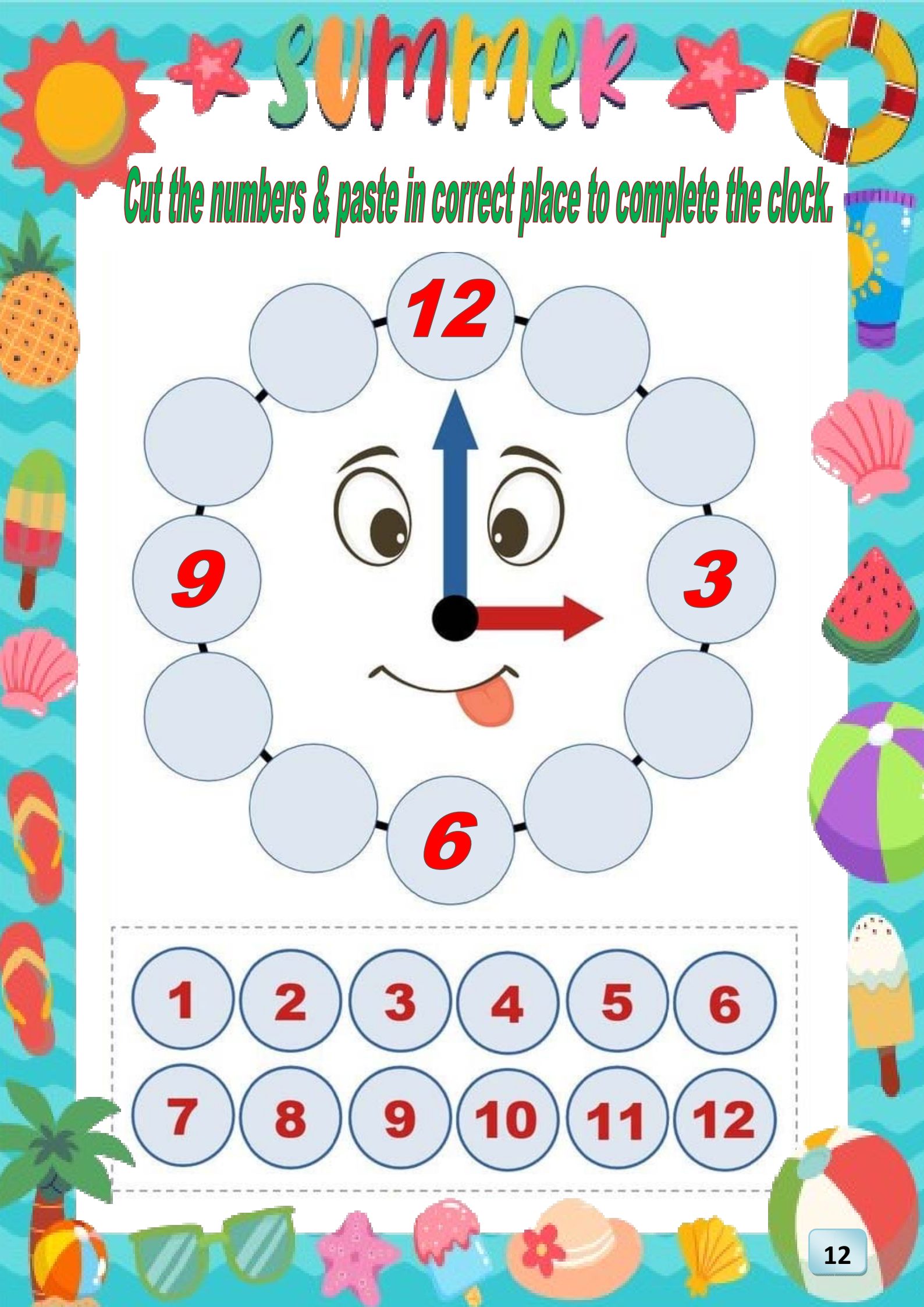
\_\_\_ 10

2 \_\_\_




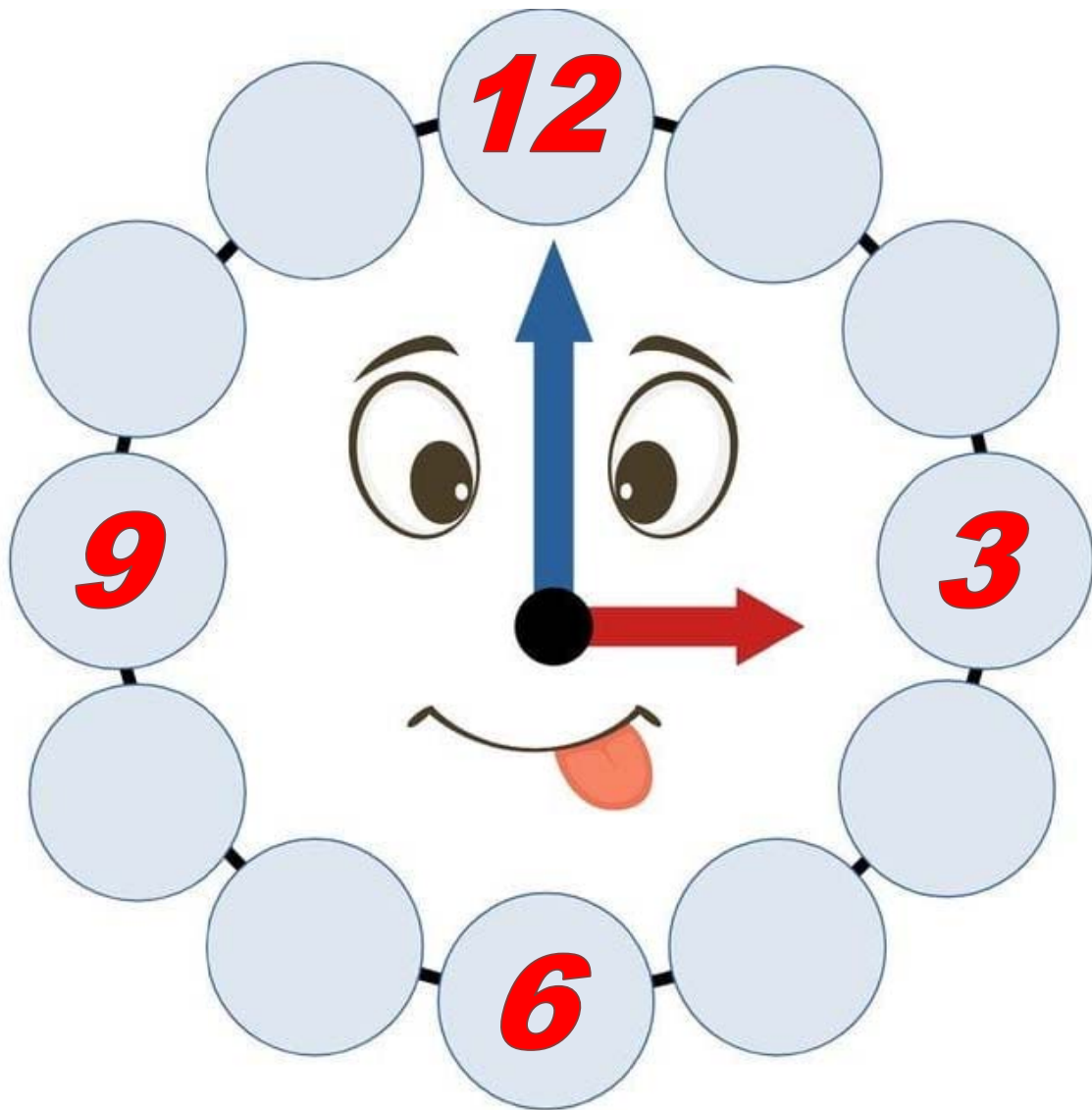
*Count the raindrops like in the example and write them inside the cloud.*





# SUMMER

Cut the numbers & paste in correct place to complete the clock.










# SUMMER

*Match the objects with its actions*



# SUMMER

## BODY PART

Circle the correct Body Part

FACE



EYE



NOSE



EAR





HAIR



# ★ SUMMER ★

*Cut & paste the body parts*





# SUMMER



*Colour the water drop and make your hand germs free.*





# SUMMER

*Match with correct colour*





# ★ SUMMER ★

**Cut and paste**

## HAPPY OR SAD TOOTH



Blank rectangular area for pasting items that cause a sad tooth.

Blank rectangular area for pasting items that cause a happy tooth.





# SUMMER

*Cut and paste*

Activity area with animal illustrations and empty boxes for labeling:


- Top row: Donkey, Zebra, Giraffe
- Middle row: Hippopotamus, Lion
- Bottom row: Leopard, Elephant

Grid of animal heads for identification:


www.addinspire.it

*Colour the picture.*

Happy  
Summer





*Colour the picture.*

